

HOPSCOTCH

LESSON TWO

Loops



Loops

Sometimes we need to repeat blocks code. We call these loops!

You probably use **loops** a lot in real life:

When you put on your shoes, **you repeat the same process twice for each shoe:**

Grab shoe, put foot in shoe, tie shoe.



Or while eating ice cream

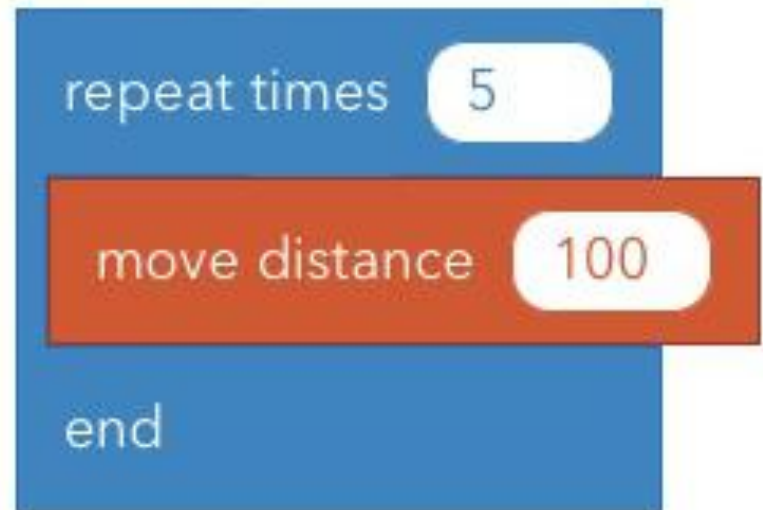
Until all the ice cream is gone,
repeat:

Put spoon in bowl,
scoop ice cream,
lift spoon to mouth,
eat!

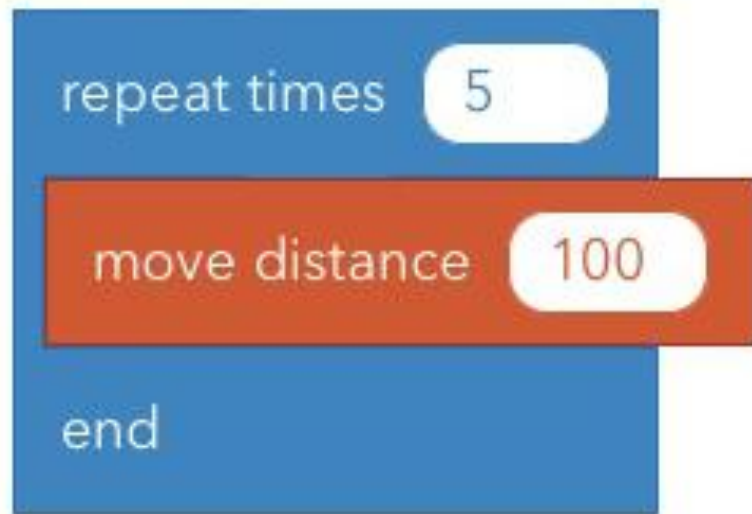


Hopscotch has loops: they let you run a block of code a certain amount of times.

What do you think this code does?

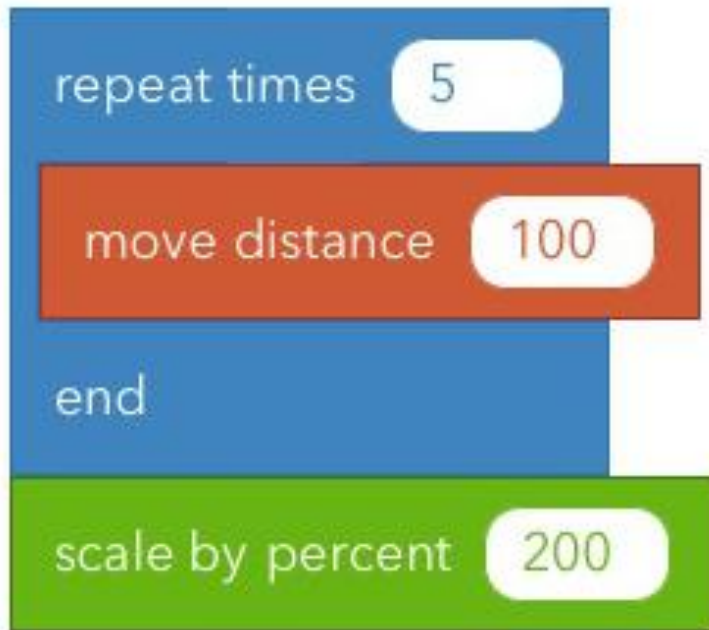


This code will repeat whatever blocks are between the beginning and end of the loop.



**Move 100 spaces,
5 times**

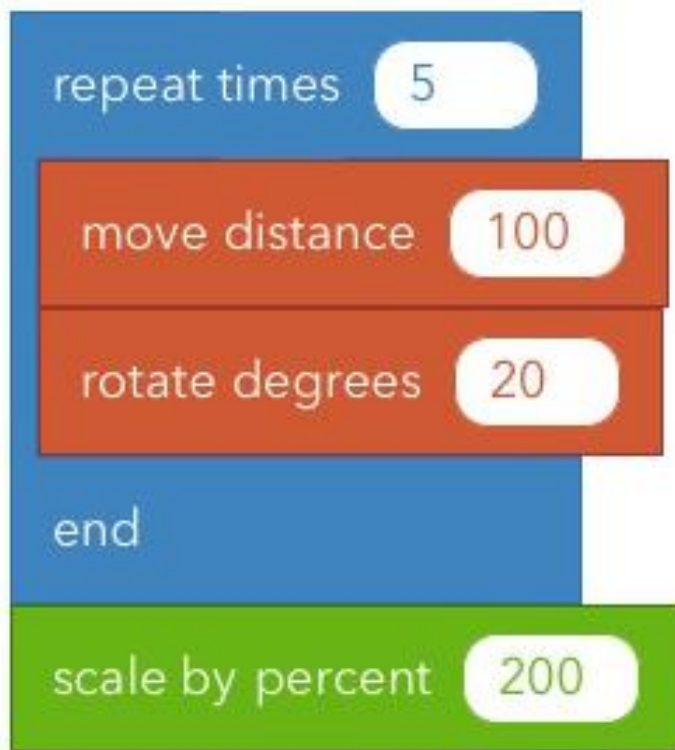
Any blocks placed after loop will only be run once the loop is complete.



Move 100 spaces
Move 100 spaces
Move 100 spaces
Move 100 spaces
Move 100 spaces

Become twice as big!

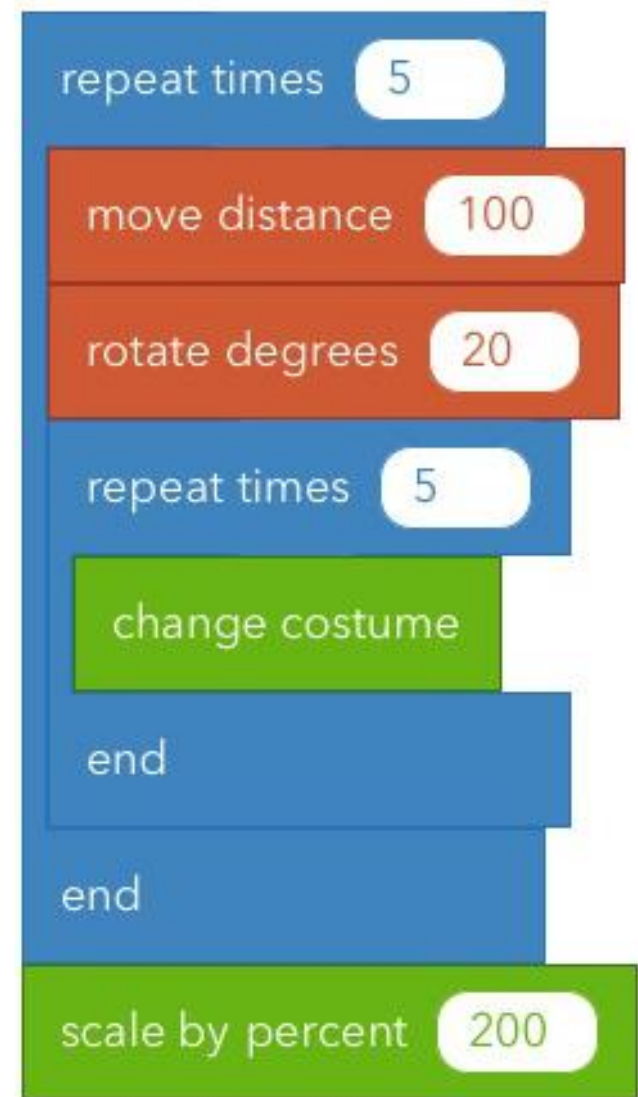
You can put as many blocks in a loop as you want!



Move 100 spaces, Rotate 20
Move 100 spaces, Rotate 20
Move 100 spaces, Rotate 20
Move 100 spaces, Rotate 20
Move 100 spaces, Rotate 20

Become twice as big!

You can even put
loops *in* loops.
Whoa.



Loops usually work best when you can identify a pattern. Do you remember any patterns from the square assignment?

Lets rewrite the square code using loops!

